



Recorder



Flow



Pressure



Temp



Analyzer



Level

Datasheet

Submersible level transmitter

SUP-P260

Supmea[®]

Committed to process automation solutions

Tel: 86-15158063876

E-mail: info@supmea.com

www.supmea.com

Datasheet**Submersible pressure transmitter for level measurement
Model SUP-P260, standard version**

The submersible liquid level transmitter uses a high-performance diffused silicon piezoresistive pressure sensor as the measuring element, which accurately measures the hydrostatic pressure proportional to the liquid level depth, and converts it into a standard (current, voltage, RS485) through a signal conditioning circuit.) signal output, establishes the linear correspondence between the output signal and the liquid depth, and realizes the measurement of the liquid depth.

Applications

- Rivers and lakes
- Vessel and storage systems
- Control of sewage lift and pumping stations
- Well monitoring
- Ground water monitoring
- Environmental remediation
- Surface water monitoring
- Down hole
- Water Tanks

Features

- High performance diffused silicon piezoresistive sensor
- Probe input measurement method, easy to install
- Multiple protection structure design, high protection ability
- Various designs, suitable for various industrial conditions
- Choose anti-corrosion stainless steel material, suitable for various occasions

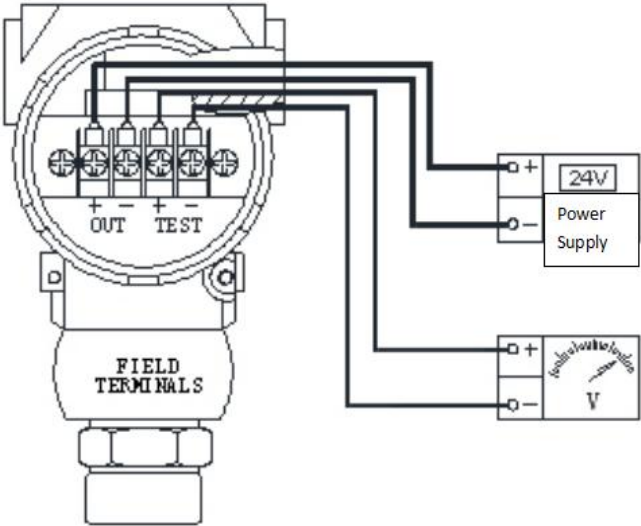
**Submersible level transmitter****Principle**

Pressure $P(\text{liq})$ on any surface and container walls at depth h , by the liquid of density d ,
$$P(\text{liq}) = d \times g \times h + P(\text{air})$$

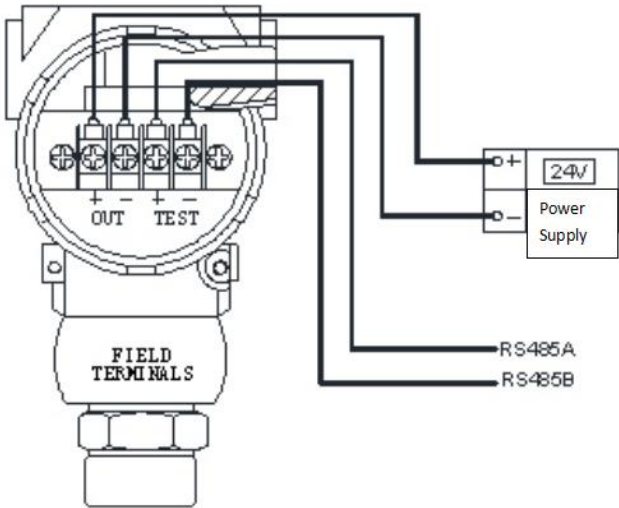
Parameters	
Power supply	(4~20) mA output (10~32) V
	(0~10) V output (12~32) V
	RS485 output (8~32) V
Output	(4~20) mA; (1~5) V; (0~10) V; (0~5) V; RS485
Accuracy	0.5%
Measurement range	0~1m...200m water bar
Pressure type	Surface pressure
Compensation temperature	(-10~70) °C
Medium temperature	(-10~65) °C
Storage temperature	(-20~65) °C
Zero output temperature drift	±0.3%FS/10°C ((-10~70) °C)
Full-Scale Output Temperature Drift	±0.3%FS/10°C ((-10~70) °C)
Overload pressure	150%FS
long term stability	±0.2%FS/year
Response time	Current and voltage output pressure≤10ms (up to 90%FS); RS485 output pressure≤100ms (up to 90%FS)
Insulation resistance	500MΩ/100VDC
Ingress Protection	Sensor IP68, 2088 wiring part IP65
Load Resistance	(U-9V)/0.02A, U is the power supply voltage

Wiring

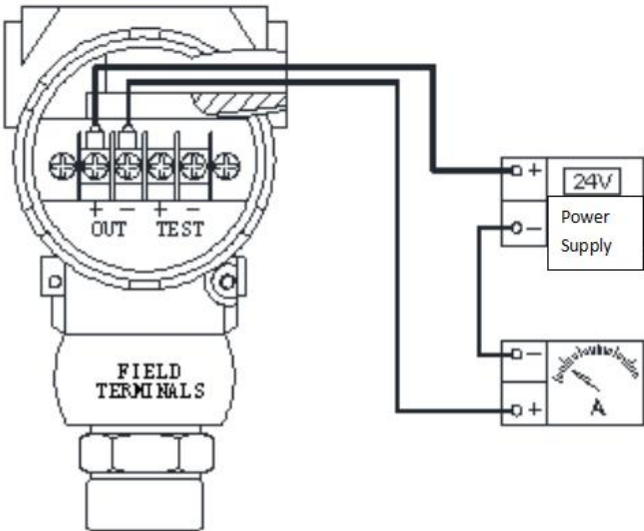
2088 Type Electrical Connection Diagram



2-wire current output



RS485 output

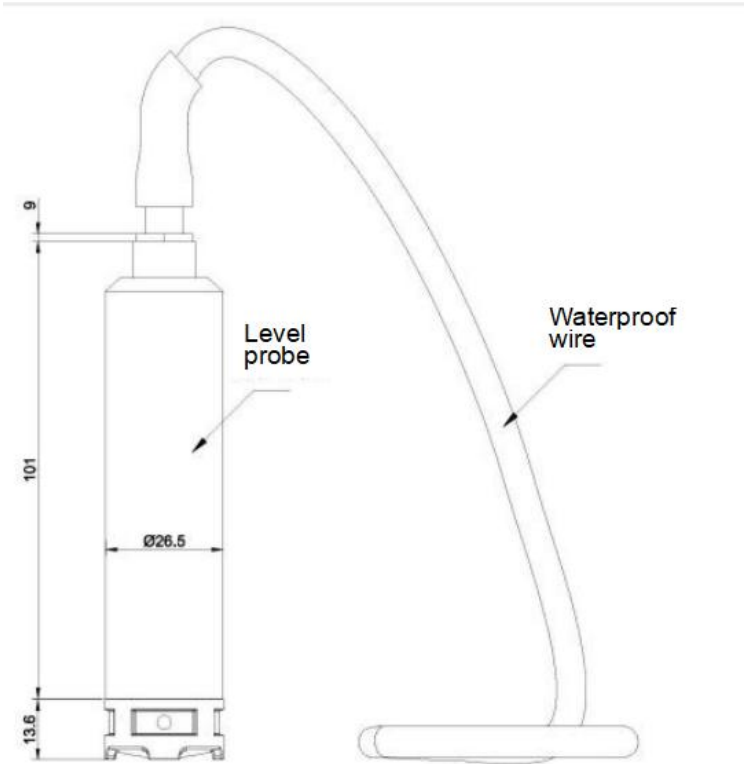


voltage output

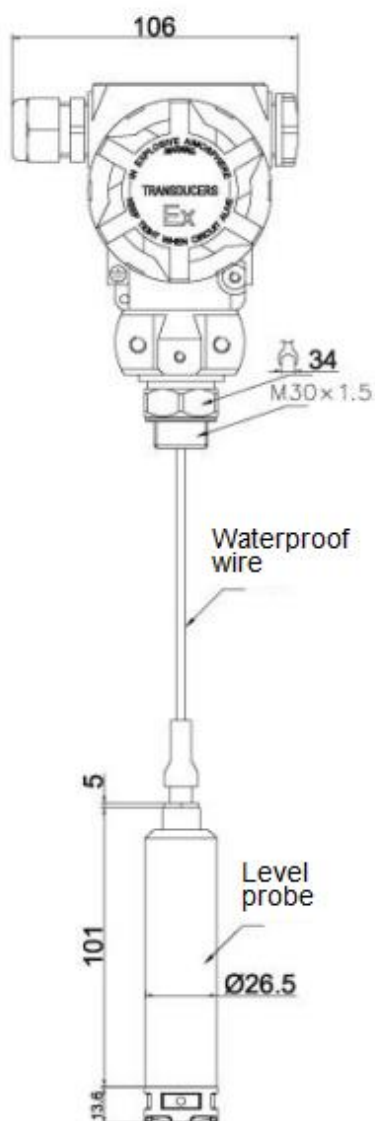
Leaded electrical connection

Output type	color	Description
current	Red wire	24VDC
	Blue wire	current output
voltage	Red wire	24VDC
	Blue wire	negative power supply
	Yellow wire	voltage output +
RS485	Red wire	24VDC
	Black wire	negative power supply
	Blue wire	485A
	Yellow wire	485B

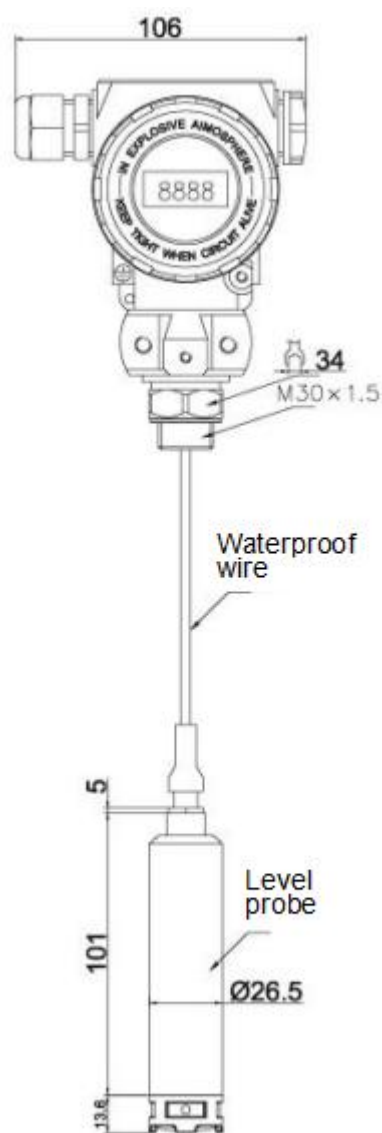
Dimension



direct lead type



2088 type without display



2088 type with display

Ordering code

SUP-P260-01-K-A1-M3-1-05-N9									Description
SUP-P260	-	-	-	-	-	-	-	-	
Measurement Range	01								1m
	02								2m
	03								3m
	05								5m
	07								7m
	10								10m
	20								20m
	50								50m
	1H								100m
	XX								Other
Accuracy		K							0.5 Class
		G							0.25 Class(Only range $\geq 10m$)
		X							Other
Output and Power Supply			A1						Two-wire 4-20mA
			V1						0-5V,24VDC
			V2						0-10V,24VDC
			R2						RS485,24VDC
			R1						RS485,12VDC
			XX						Other
Diaphragm Material				M3					SS316L
				XX					Other
Probe Material and Ingress Protection					1				304SS,IP68
					2				SS316L,IP68
					3				Titanium,IP68
Cable Length (Recommended cable length \geq measurement range)						05			5m
						10			10m
						20			20m
						50			50m
						1H			100m

	XX		Other
Cable Sheath Material	N9		Polyvinyl Chloride
	N2		Polyurethane
	XX		Other